

HIGH DEPTH ELEVATION TILES

300 x 450 mm

High Depth •••
Elevation



SPACE X - 01


(R)

MATT FINISH

300x
450mm ■



High Depth •••
Elevation




SPACE X - 02

(R)

MATT FINISH

300x
450mm ■



High Depth •••
Elevation




SPACEX - 03

(R)

MATT FINISH

300x
450mm ■



High Depth ●●●
Elevation



SPACE X - 04

(R)

MATT FINISH

300x
450mm ■



High Depth ●●●
Elevation



SPACE X - 05

(R)

MATT FINISH

300x
450mm ■



High Depth •••
Elevation




SPACE X - 06

(R)

MATT FINISH

300x
450mm ■



High Depth •••
Elevation



SPACE X - 07

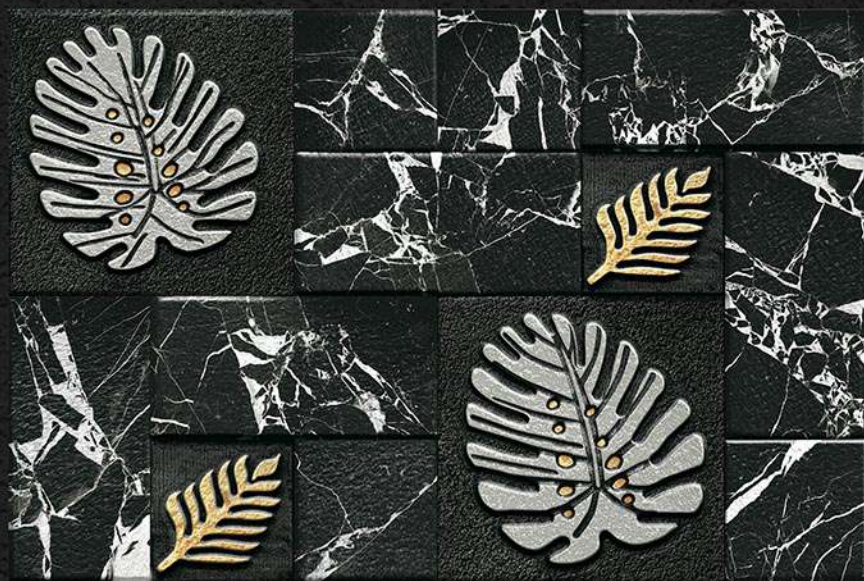
(R)

MATT FINISH

300x
450mm ■



High Depth •••
Elevation



SPACE X - 08

(R)

MATT FINISH

300x
450mm ■



High Depth •••
Elevation




SPACE X - 09

(R)

MATT FINISH

300x
450mm ■



High Depth •••
Elevation



SPACE X - 10

(R)

MATT FINISH

300x
450mm ■



High Depth ●●●
Elevation




NEURALINK - 01


(R)

MATT FINISH

300x
450mm ■



High Depth •••
Elevation



NEURALINK - 02


(R)

MATT FINISH

300x
450mm ■



High Depth •••
Elevation




NEURALINK - 03


(R)

MATT FINISH

300x
450mm ■



High Depth ●●●
Elevation




NEURALINK - 04

(R)

MATT FINISH

300x
450mm ■



High Depth ●●●
Elevation




NEURALINK - 05

(R)

MATT FINISH

300x
450mm ■



High Depth ●●●
Elevation



NEURALINK - 06

(R)

MATT FINISH

300x
450mm ■



High Depth ●●●
Elevation



NEURALINK - 07


(R)

MATT FINISH

300x
450mm ■



High Depth •••
Elevation



STARLINK - 01

(R)

MATT FINISH

300x
450mm ■



High Depth •••
Elevation



STARLINK - 02

(R)

MATT FINISH

300x
450mm ■



High Depth •••
Elevation




STARLINK - 03

(R)

MATT FINISH

300x
450mm ■



High Depth •••
Elevation




STARLINK - 04

(R)

MATT FINISH

300x
450mm ■



High Depth ●●●
Elevation




STARLINK - 05

(R)

MATT FINISH

300x
450mm ■



High Depth •••
Elevation



STARLINK - 06

(R)

MATT FINISH

300x
450mm ■



High Depth •••
Elevation




STARLINK - 07

(R)

MATT FINISH

300x
450mm ■



High Depth •••
Elevation




STARLINK - 08

(R)

MATT FINISH

300x
450mm ■



High Depth •••
Elevation




STARLINK - 09


(R)

MATT FINISH

300x
450mm ■



High Depth •••
Elevation



HYPERLOOP - 01


(R)

MATT FINISH

300x
450mm ■



High Depth •••
Elevation




HYPERLOOP - 02

(R)

MATT FINISH

300x
450mm ■



High Depth ●●●
Elevation




HYPERLOOP - 03


(R)

MATT FINISH

300x
450mm ■



High Depth •••
Elevation



HYPERLOOP - 04

(R)

MATT FINISH

300x
450mm ■



High Depth •••
Elevation




HYPERLOOP - 05

(R)

MATT FINISH

300x
450mm ■



High Depth ●●●
Elevation




HYPERLOOP - 06

(R)

MATT FINISH

300x
450mm ■



High Depth •••
Elevation



HYPERLOOP - 07


(R)

MATT FINISH

300x
450mm ■



High Depth •••
Elevation



HYPERLOOP - 08

(R)

MATT FINISH

300x
450mm ■



High Depth •••
Elevation




HYPERLOOP - 09


(R)

MATT FINISH

300x
450mm ■



High Depth ●●●
Elevation




HYPERLOOP - 10

(R)

MATT FINISH

300x
450mm ■



High Depth •••
Elevation




HYPERLOOP - 11

(R)

MATT FINISH

**300x
450mm ■**



High Depth •••
Elevation




HYPERLOOP - 12


(R)

MATT FINISH

300x
450mm ■



High Depth •••
Elevation




HYPERLOOP - 13


(R)

MATT FINISH

300x
450mm ■



High Depth •••
Elevation




CARTIER - 01


(R)

MATT FINISH

300x
450mm ■



High Depth •••
Elevation




CARTIER - 02


(R)

MATT FINISH

300x
450mm ■



High Depth •••
Elevation




CARTIER - 03


(R)

MATT FINISH

300x
450mm ■



High Depth •••
Elevation




CARTIER - 04 A

(R)

MATT FINISH

300x
450mm ■



High Depth •••
Elevation




CARTIER - 04 B


(R)

MATT FINISH

300x
450mm ■



High Depth •••
Elevation




CARTIER - 05 A

(R)

MATT FINISH

300x
450mm ■



High Depth •••
Elevation




CARTIER - 05 B


(R)

MATT FINISH

300x
450mm ■



High Depth •••
Elevation




CARTIER - 06


(R)

MATT FINISH

300x
450mm ■



High Depth •••
Elevation




CARTIER - 07 A

(R)

MATT FINISH

300x
450mm ■



High Depth •••
Elevation




CARTIER - 07 B


(R)

MATT FINISH

300x
450mm ■



High Depth •••
Elevation



CARTIER - 08

(R)

MATT FINISH

300x
450mm ■

